

HIV and Hepatitis Prevention Program Snapshot

Integrated Testing Services HIV Screening: 2022

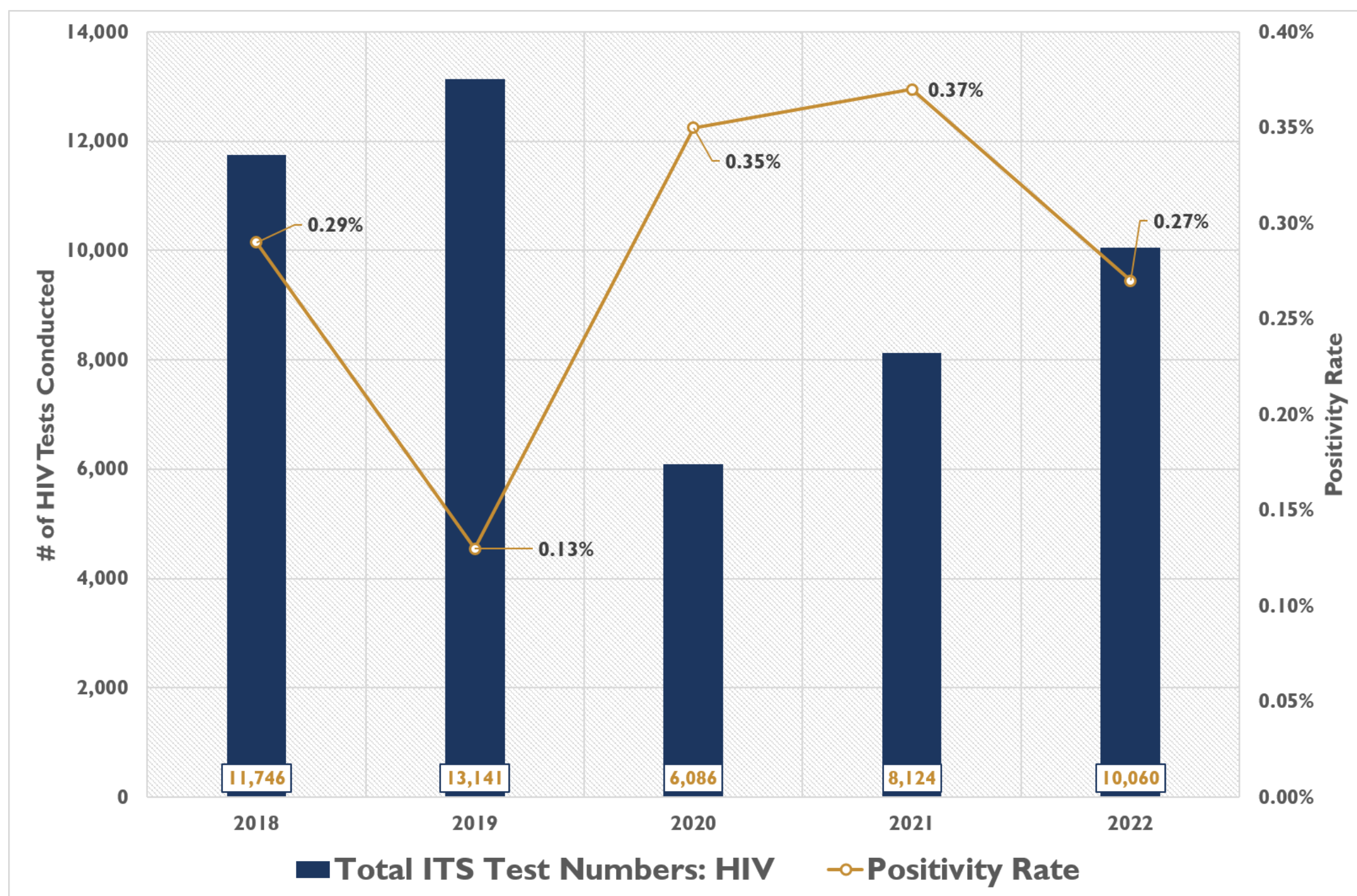
ITS HIV Testing and Positivity 2018 - 2022

The Integrated Testing Services (ITS) program administered **10,060** HIV tests across 12 participating agencies in 2022.

This represents an increase of 24% from 2021, and is 2% higher than the five-year average of 9,831 tests per year.

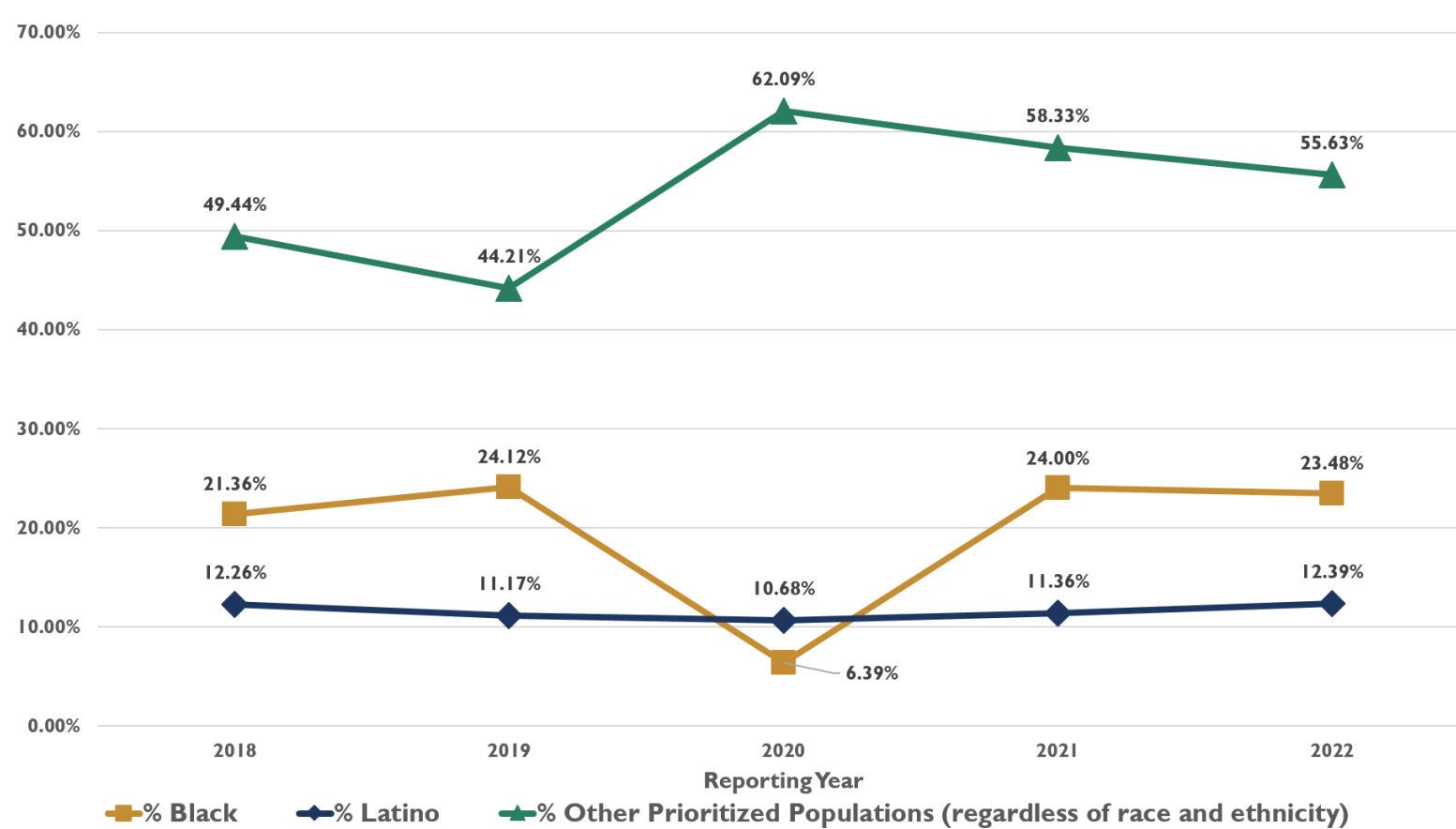
In the three-year period since the start of the COVID-19 pandemic (2020), the ITS program has made year-over-year progress in restoring the delivery of HIV testing services towards pre-pandemic levels.

The rate of people newly diagnosed as living with HIV in comparison to total testing numbers decreased slightly in 2022 resulting in a 0.27% positivity rate, which is slightly higher than the five-year positivity rate of 0.26%.



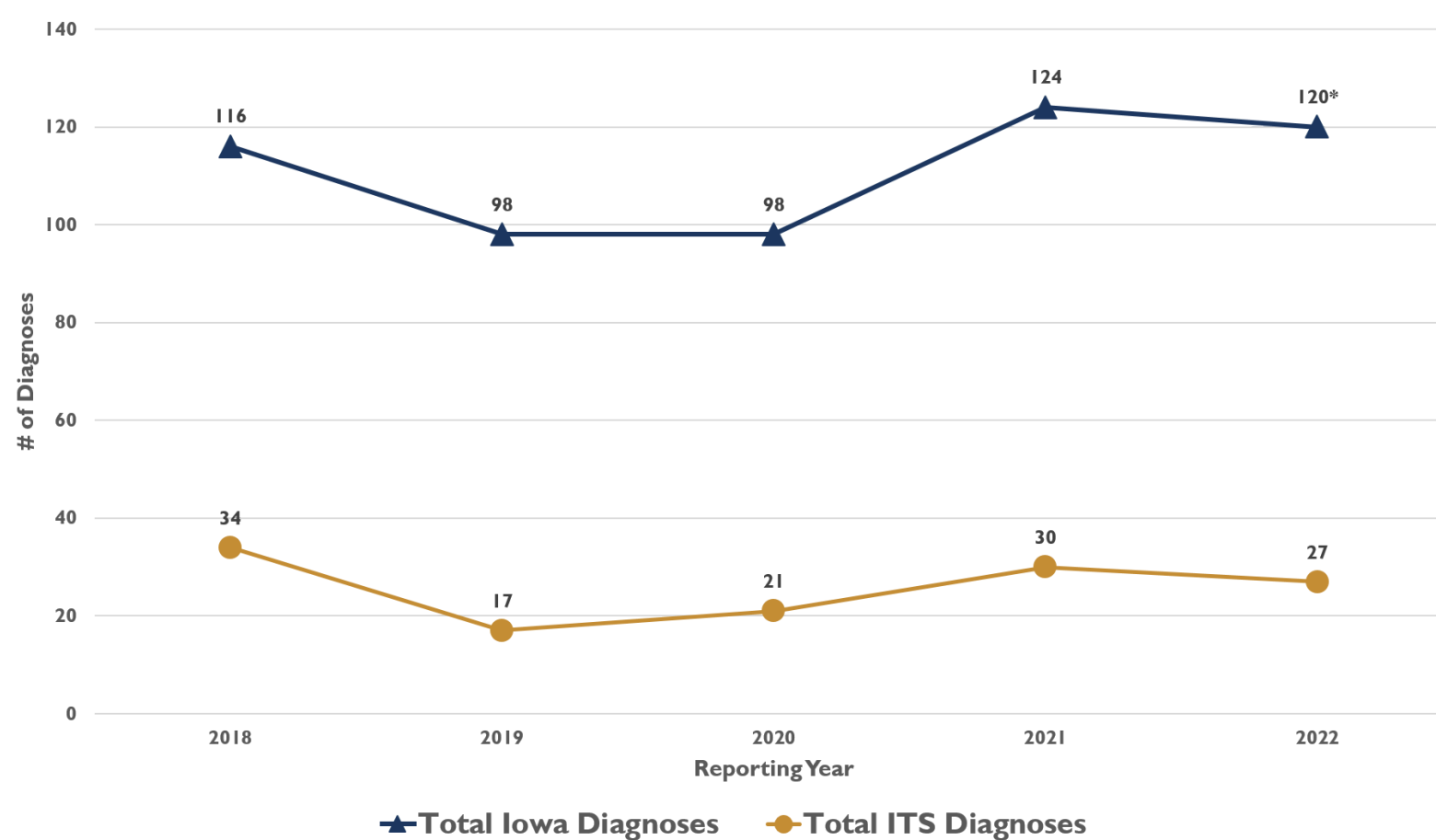
**Data are not de-duplicated. Numbers represent tests and not unique individuals.*

ITS HIV Testing by Population 2018 -2022



ITS HIV Diagnosis vs State Totals 2018 -2022

**2022 state total displayed below were not final at the time of release. Final numbers may be revised.*



Population Definitions

- Black: All persons having origins in any of the Black racial groups of Africa, but excluding those who report Latino ethnicity.
- Latino: All persons of Cuban, Mexican, Mexican American, Puerto Rican, South or Central American, or other Spanish culture or origin regardless of race.

Prioritized Populations Definition

- Men who have sex with men (MSM);
- Females and Transgender Women who have MSM partners;
- People who have been diagnosed with sexually transmitted infection in the previous five years;
- People who exchange sex for drugs, money, or other things that they need (and their partners);
- People who use injection drugs (and their partners); and
- People who have partners living with HIV.

The percentage of total tests administered to prioritized populations (regardless of race and ethnicity) decreased slightly to 56.6% in 2022 (compared to 58.3% in 2021 and 51.5% in the five-year period represented). **The percentage of total tests administered to individuals who reported Latino ethnicity (regardless of race) increased slightly to 12.4% in 2022** (compared to 11.4% in 2021 and 11.7% in the five-year period represented). **During the same time period, the percentage of total tests administered to individuals who identified as Black decreased slightly with 23.5% of all HIV tests being administered to this population in 2022** (compared to 24.0% in 2021 and 21.1% in the five-year period represented). The proportion of newly diagnosed individuals living with HIV in Iowa identified through ITS program activities decreased slightly to 22.5% of new diagnoses in 2022 (as compared to 24.2% in 2021 and 23.2% in the five-year period represented).